



### **PRODUCT FEATURES:**

Thanks to its acid resistant marine grade steel centrifugal finish, iMarine can be used in all types of environments and it endures harsh conditions typically associated with salt water.

Designed to last in extremely harsh environments.

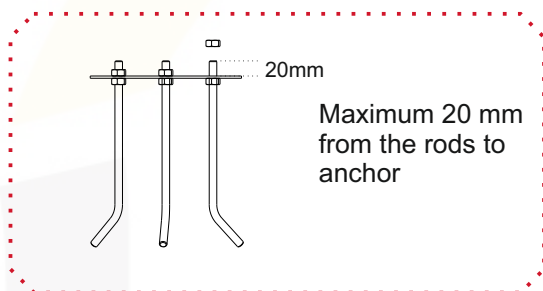
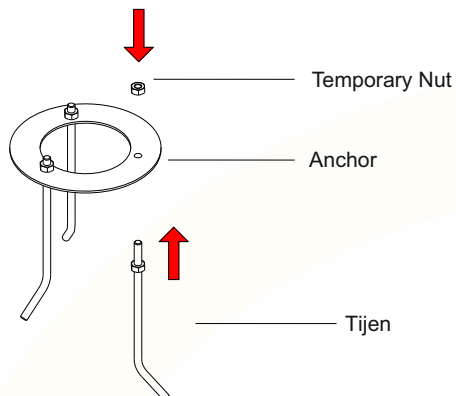
### **RECOMMENDATIONS FOR THE USER:**

- 1) Before the installation, make sure that there is no voltage.
- 2) Do not touch the fitting when it is working on / switched on
- 3) Do not look at the fitting directly or from a short distance.
- 4) Disconnect / switch off the fitting before changing the lamps

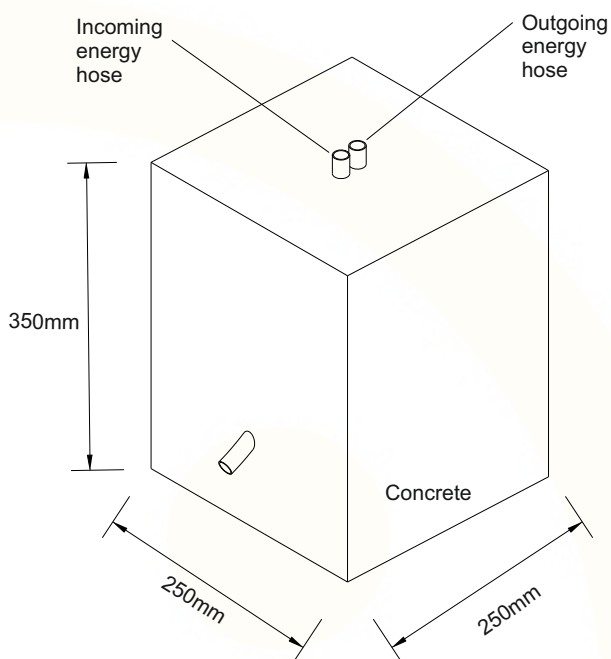
### **NOTES:**

- Technical amendments are reserved.
- CE – Conformity mark
- The manufacturer is then discharged from liability when damage is caused by improper use or installation.
- Clean luminaire regularly with solvent-free cleansers from dirt and deposits. Do not use high pressure cleaners.

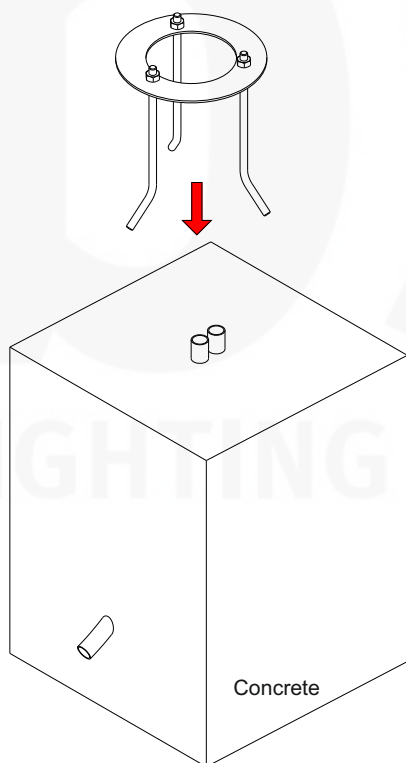
1) Tijens are tightened to anchor.



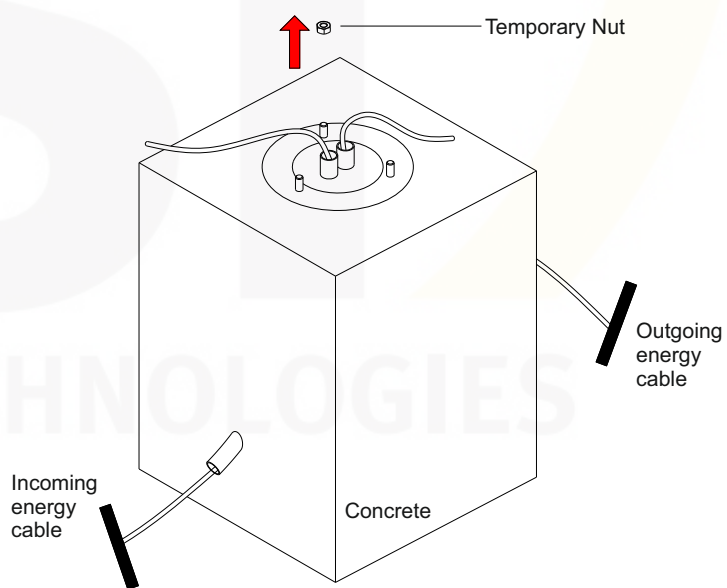
2) The incoming energy hoses are drawn to the installation floor and the concrete is poured



3) - The prepared anchor is embedded in the concrete and leveled.

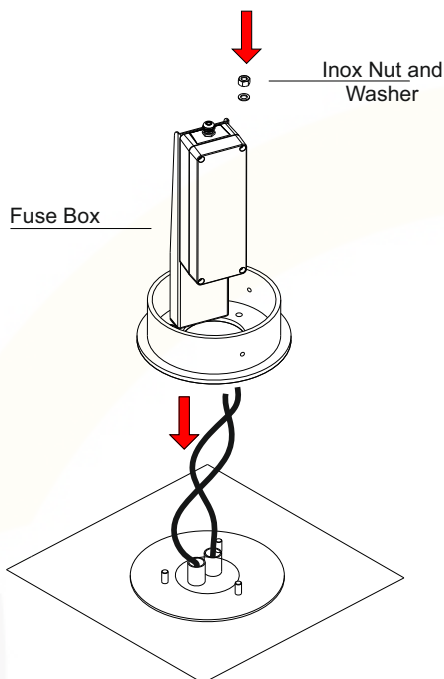


4) After the concrete is dried, the energy cable is done and the temporary nuts removed.



5) The flange is seated on the anchor and the new inox washer is tightened to the threads.

6) Electrical connection is done and luminaire is placed on the flange.



7) The screws at the bottom of the luminaire are tightened.

